

# Values (or data) representation

Advanced Compiler Construction  
Michel Schinz – 2020-03-05

**The problem**

# Values representation

The **values representation** problem: how to represent the values of the source language in the target language?

Trivial in C and similar languages that have:

- no parametric polymorphism, and
- types corresponding directly to those of the target language (e.g. `int`, `long`, `double`),

More difficult in languages that have either:

- parametric polymorphism, as exact types are not at compilation time, or
- dynamic types, for the same reason, or
- types not corresponding directly to those of the target.

# Example

Consider the following L<sub>3</sub> function:

```
(def pair-make  
  (fun (f s)  
    (let ((p (@block-alloc-0 2)))  
      (@block-set! p 0 f)  
      (@block-set! p 1 s)  
      p)))
```

The L<sub>3</sub> compiler knows nothing about the type of `f` and `s`, so some uniform representation must be used.

# Example

The same problem exists in Scala when using parametric polymorphism:

```
def pairMake[T,U](f: T, s: U): Pair[T,U] =  
  new Pair[T,U](f, s)
```

**The solutions**

# Boxing

**Boxing:** all values are represented uniformly by a pointer to a heap-allocated block called a **box** and containing:

- the value,
- some information about its type.

Pros and cons:

- simple,
- very costly for small values (e.g. integers).

# Tagging

**Tagging:** all values are represented uniformly by a pointer-sized word containing either:

- a pointer to a boxed value, as before, or
- a small value (e.g. integer) with a tag identifying its type.

Pros and cons:

- simple,
- less costly than boxing,
- reduced range for some small values (e.g. integers).



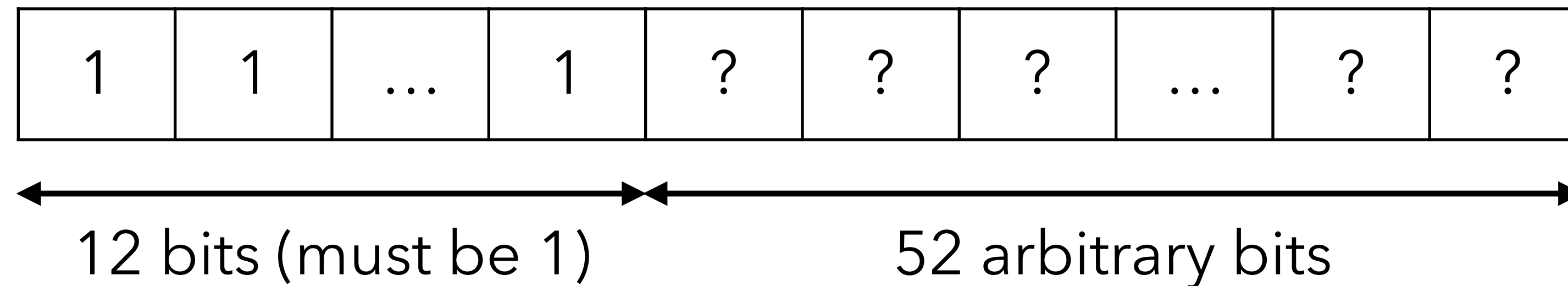
# Example: integer tagging

**Integer tagging** example: represent the source integer  $n$  as the target integer  $2n + 1$ .

- distinguishable from (aligned) pointer by LSB,
- slightly reduced range (1 bit less).

# Example: NaN tagging

IEEE 754 floating-point values (i.e. `double`) have special NaN values, returned on error, identified by top 12 bits:



## NaN tagging:

- represent `doubles` as themselves,
- use 52 lower bits of NaNs to store tagged values:
  - pointers,
  - integers,
  - etc.

# On-demand boxing

(Un)boxing can be done **on-demand** for statically-typed languages:

- box when entering polymorphic context,
- unbox when returning to monomorphic context.

Pros and cons:

- no penalty for monomorphic code,
- can be expensive at runtime.

Also doable for dynamically-typed languages, but requires type inference.

# Specialization

**Specialization** (or **monomorphization**): get back to simple case by translating polymorphism away.

For example, if `List[Int]` appears in a program, a class representing lists of integers is generated.

Pros and cons:

- avoids the cost of boxing and tagging,
- produces *lots* of code,
- can fail to terminate.

# Partial specialization

## **Partial specialization:**

- share specialized code as much as possible (e.g. specialize only once for all reference types), and/or
- allow the programmer to specify when to specialize, and box otherwise.

## Pros and cons:

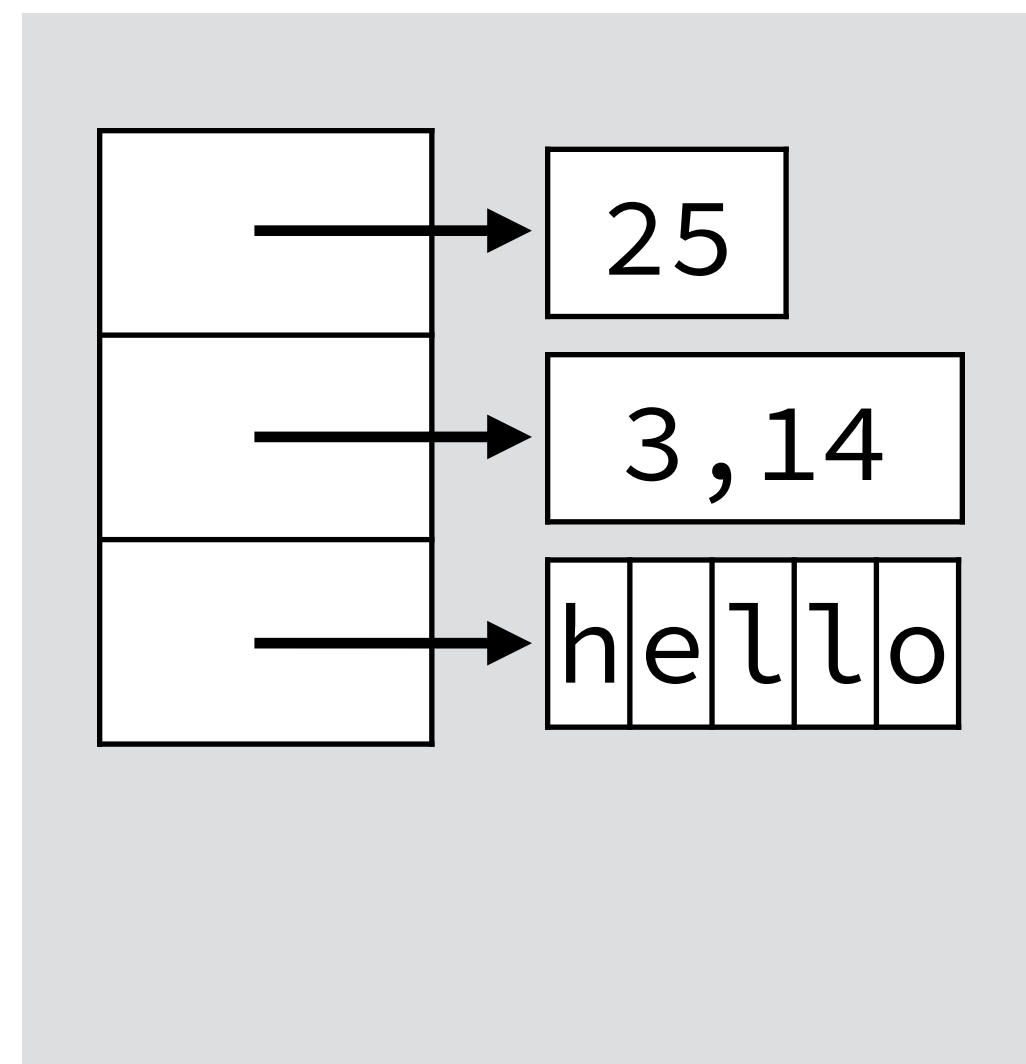
- can provide the performance of specialization for critical code without the cost.

# Comparing solutions

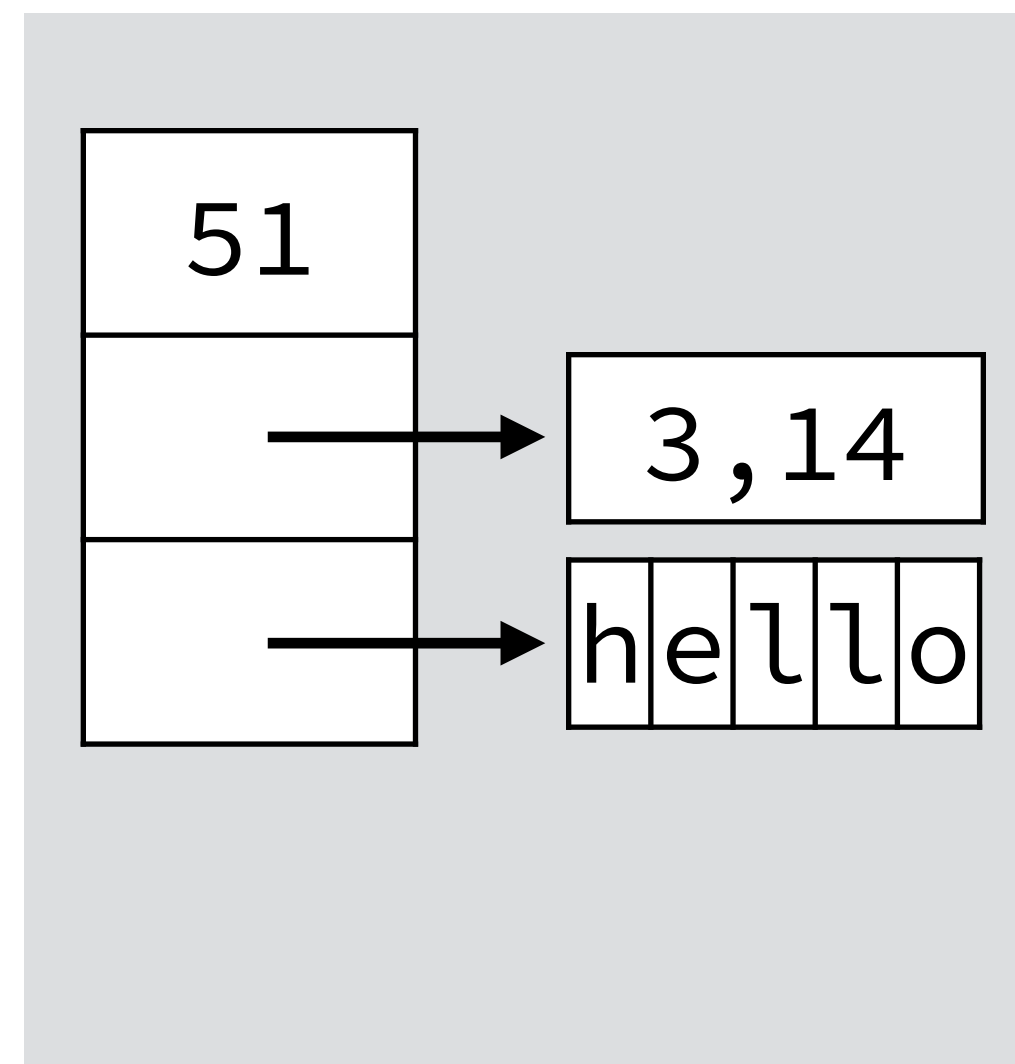
Three representations of an object containing:

- the integer 25,
- the double 3.14
- the string "hello".

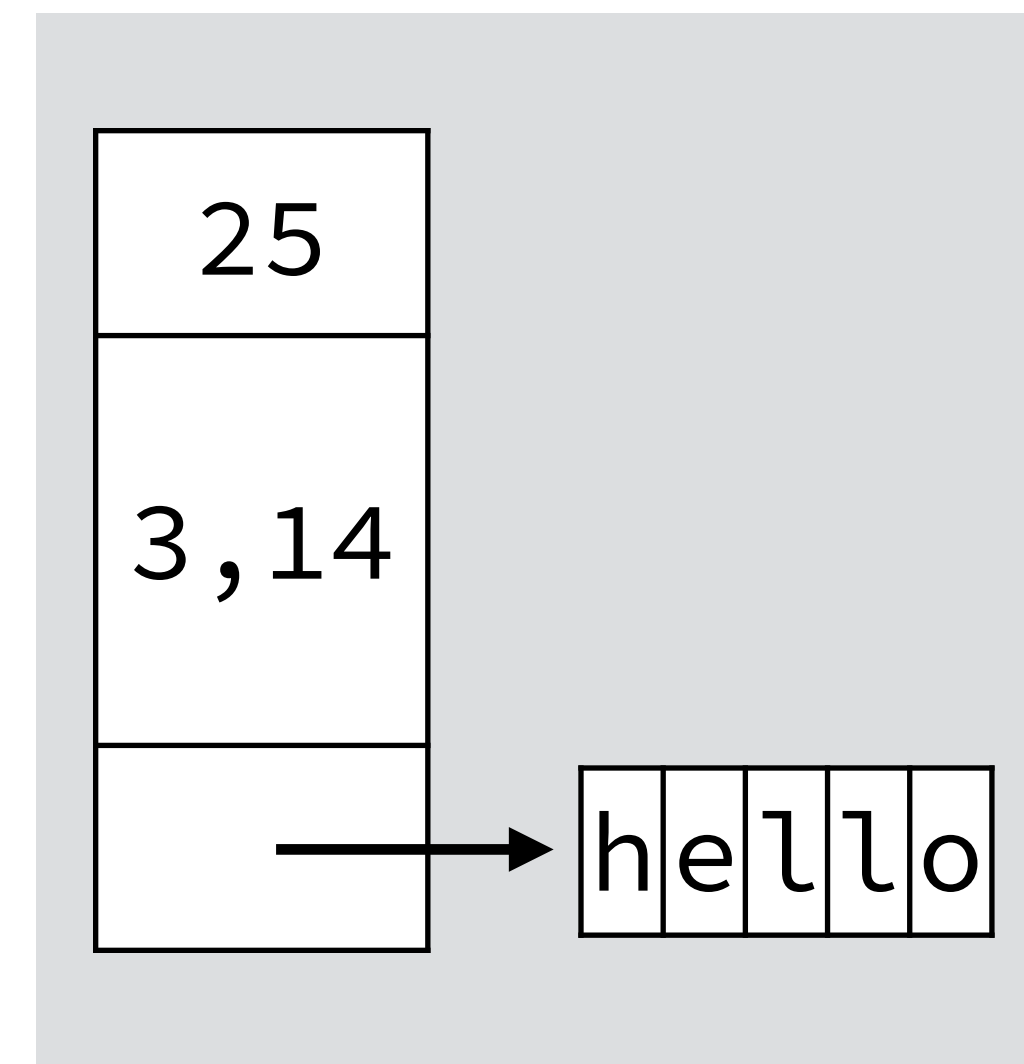
fully boxed



boxed with  
integer tagging



(fully) specialized



# Translation of operations

Independently of the chosen solution, operations acting on source values must be adapted to the representation, e.g.:

- addition of boxed integers is done by:
  1. fetching the two integers from their box,
  2. adding them,
  3. allocating a new box, storing the result in it.
- addition of tagged integers is done by:
  1. untagging the two integers,
  2. adding them,
  3. tagging the result.

For tagging, one can do better though!

# Tagged integer arithmetic

$$\begin{aligned} \llbracket n + m \rrbracket &= 2[(\llbracket n \rrbracket - 1) / 2 + (\llbracket m \rrbracket - 1) / 2] + 1 \\ &= (\llbracket n \rrbracket - 1) + (\llbracket m \rrbracket - 1) + 1 \\ &= \llbracket n \rrbracket + \llbracket m \rrbracket - 1 \end{aligned}$$

$$\begin{aligned} \llbracket n - m \rrbracket &= 2[(\llbracket n \rrbracket - 1) / 2 - (\llbracket m \rrbracket - 1) / 2] + 1 \\ &= (\llbracket n \rrbracket - 1) - (\llbracket m \rrbracket - 1) + 1 \\ &= \llbracket n \rrbracket - \llbracket m \rrbracket + 1 \end{aligned}$$

$$\begin{aligned} \llbracket n \times m \rrbracket &= 2[(\llbracket n \rrbracket - 1) / 2 \times (\llbracket m \rrbracket - 1) / 2] + 1 \\ &= (\llbracket n \rrbracket - 1) \times (\llbracket m \rrbracket - 1) / 2 + 1 \\ &= (\llbracket n \rrbracket - 1) \times (\llbracket m \rrbracket \gg 1) + 1 \end{aligned}$$



# **L<sub>3</sub> values representation**

# Representation of $L_3$ values

$L_3$  has the following kinds of values:

1. functions,
2. tagged blocks,
3. integers,
4. characters,
5. booleans,
6. unit.

For now, we assume (incorrectly!) that functions are simple code pointers.

Tagged blocks are represented as pointers to themselves.

Integers, characters, booleans and the unit value are tagged.

# L<sub>3</sub> tagging scheme

In L<sub>3</sub>, we require the two LSBs of pointers to be 0, in order to use the tagging scheme below:

| Kind of value   | LSBs                 |
|-----------------|----------------------|
| Integer         | ...1 <sub>2</sub>    |
| Block (pointer) | ...00 <sub>2</sub>   |
| Character       | ...110 <sub>2</sub>  |
| Boolean         | ...1010 <sub>2</sub> |
| Unit            | ...0010 <sub>2</sub> |

# Values representation phase

The **values representation** phase of the L<sub>3</sub> compiler:

- takes a "high-level" CPS program:
  - values: all L<sub>3</sub> values,
  - primitives: all L<sub>3</sub> primitives,
- produces an equivalent "low-level" CPS program:
  - values: bit vectors and pointers (both 32 bits),
  - primitives: instructions of the VM (similar to typical processor).

Specified as usual as a transformation function called  $[\cdot]$ , mapping high-level CPS terms to their low-level equivalent.

# Continuations & functions

Continuations are restricted enough that they don't need to be translated:

$$\llbracket (\text{let}_c ((c_1 (\text{cnt } (n_{1,1} \dots) e_1)) \dots) e) \rrbracket = \\ (\text{let}_c ((c_1 (\text{cnt } (n_{1,1} \dots) \llbracket e_1 \rrbracket)) \dots) \llbracket e \rrbracket)$$

$$\llbracket (\text{app}_c n v_1 \dots) \rrbracket = \\ (\text{app}_c n \llbracket v_1 \rrbracket \dots)$$

Functions must be translated, but we ignore it for now (see next lecture) and assume the following *incorrect* translation:

$$\llbracket (\text{let}_f ((f_1 (\text{fun } (c_1 n_{1,1} \dots) e_1)) \dots) e) \rrbracket = \\ (\text{let}_f ((f_1 (\text{fun } (c_1 n_{1,1} \dots) \llbracket e_1 \rrbracket)) \dots) \llbracket e \rrbracket)$$

$$\llbracket (\text{app}_f v n_c v_1 \dots) \rrbracket = \\ (\text{app}_f \llbracket v \rrbracket n_c \llbracket v_1 \rrbracket \dots)$$

# Integers (1)

$\llbracket i \rrbracket$  where  $i$  is an integer literal =  
 $2^{i+1}$

$\llbracket (\text{if } (\text{int? } v) \text{ } c_t \text{ } c_f) \rrbracket =$   
 $(\text{let}_p ((\underline{t1} (\& \llbracket v \rrbracket 1)))$   
 $(\text{if } (= t1 1) c_t c_f))$

& is bit-wise and

# Integers (2)

```
[[letp ((n (+ v1 v2))) e]] =  
  (let* ((t1 (+ [[v1]] [[v2]]))  
        (n (- t1 1)))  
    [[e]])
```

... other arithmetic primitives are similar.

```
[[if (< v1 v2) ct cf]] =  
  (if (< [[v1]] [[v2]]) ct cf)
```

... other integer comparison primitives are similar.

# Integers (3)

```
[[letp ((n (block-alloc-k v1))) e]] =  
  (let* ((t1 (shift-right [[v1]] 1))  
        (n (block-alloc-k t1)))  
    [[e]])
```

```
[[letp ((n (block-tag v1))) e]] =  
  (let* ((t1 (block-tag [[v1]]))  
        (t2 (shift-left t1 1))  
        (n (+ t2 1)))  
    [[e]])
```

... other block primitives are similar.



# Integers (4)

```
[[letp ((n (byte-read))) e]] =  
  (let* ((t1 (byte-read))  
        (t2 (shift-left t1 1))  
        (n (+ t2 1)))  
    [[e]])
```

```
[[letp ((n (byte-write v))) e]] =  
  left as an exercise
```

# Characters

$\llbracket c \rrbracket$  where  $c$  is a character literal =

$(\text{code-point}(c) \ll 3) | 110_2$

$\llbracket (\text{let}_p ((n (\text{char} \rightarrow \text{int } v_1))) e) \rrbracket =$   
 $(\text{let}_p ((n (\text{shift-right } \llbracket v_1 \rrbracket 2)))$   
 $\llbracket e \rrbracket)$

$\llbracket (\text{let}_p ((n (\text{int} \rightarrow \text{char } v_1))) e) \rrbracket =$   
 $(\text{let}_* ((\underline{t1} (\text{shift-left } \llbracket v_1 \rrbracket 2))$   
 $(n (+ t1 2)))$   
 $\llbracket e \rrbracket)$

$\llbracket (\text{if } (\text{char? } v) c_t c_f) \rrbracket =$   
*left as an exercise*

# Booleans

`[[#t]] =`

`110102`

`[[#f]] =`

`010102`

`[[if (bool? v) ct cf]] =`

`(letp ((r (& [[v]] 11112)))`

`(if (= r 10102) ct cf))`

# Unit, etc.

$\llbracket \#u \rrbracket =$

$0010_2$

$\llbracket (\text{if } (\text{unit? } v) \text{ } c_t \text{ } c_f) \rrbracket =$

*left as an exercise*

$\llbracket (\text{halt } v) \rrbracket =$

*left as an exercise*

Names are left untouched by the values representation transformation:

$\llbracket n \rrbracket =$

$n$

# Exercise

How does the values representation phase translate the following CPS/L<sub>3</sub> version of the successor function?

```
(letf ((succ (fun (c x)
              (letp ((t1 (+ x 1)))
                (appc c t1))))))
  succ)
```